

Sustainability thoughts 145: How to link the general paradigm evolution model to the pure capitalism model when capitalism is under binding social sustainability gap pressures? The case of social fixes and social patches to save capitalism through social friendliness.

By

Lucio Muñoz*

* Independent Qualitative Comparative Researcher / Consultant, Vancouver, BC, Canada Email: munoz@interchange.ubc.ca

Abstract

It can be said that all development paradigms when facing binding sustainability gap pressures must evolve, whether they persist in their original dominant form or not. And consistent with the above it can also be said: i) that to persist in dominant form a paradigm must perfectly shift or it must be patched, and ii) that when a paradigm fails the sustainability test it will flip perfectly or imperfectly towards the inverse opposite paradigm or it will flip towards authoritarianism. The above holds true for all dominant-dominated based paradigm structures when under specific binding sustainability gap pressures, including the pure capitalism paradigm under binding social sustainability gap pressures. This paper deals with the following general question and specific case: How to link the general paradigm evolution model to the pure capitalism model when capitalism is under binding social sustainability gap pressures? The case of social fixes and of social patches to save capitalism through social friendliness.

Key concepts

Sustainability, perfect markets, imperfect markets, sustainability markets, externality management markets, sustainability gap, paradigm fix, paradigm patch, paradigm shift, perfect paradigm flip, imperfect paradigm flip, dominant paradigm, paradigm evolution, traditional market, red market, social externality based market, authoritarianism based market, perfect social market, imperfect social market.

Introduction

a) The general paradigm evolution model routes under binding externality gap pressures

i) The general paradigm evolution route model

If we have a dummy market of structure $M = Xy$, where M is under the binding externality sustainability gap pressure “ y ”, it is possible to frame all possible paradigm evolutions routes that model M can follow in response of that binding pressure. Such a framework has been very recently shared graphically (Muñoz 2021) as indicated below:

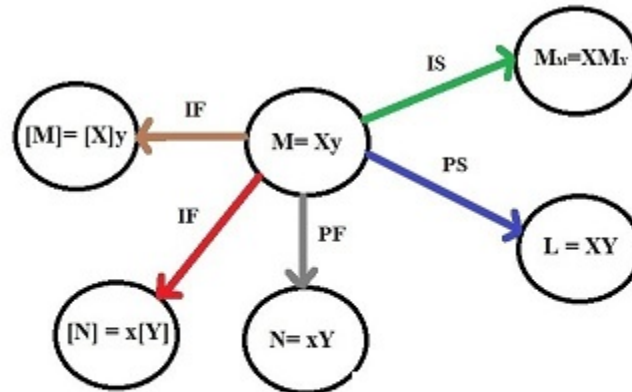


Figure 1 Paradigm M under all types of pressures provides the structure of the general paradigm evolution model under sustainability gap pressures

Figure 1 above indicates that there are 5 possible evolution routes available to Model $M = Xy$ and induced by its binding external sustainability gap “ y ”: 1) a perfect shift (PS) to model $L = XY$ as indicated by the blue arrow; 2) an imperfect shift (IS) to model $M_M = XM_Y$ as indicated by the green arrow; 3) perfect flip (PF) to its perfect inverse opposite model $N = xY$ as indicated by the gray arrow; 4) an imperfect flip (IF) to inverse opposite model $[N] = x[Y]$ as indicated by the red arrow; and 5) an imperfect flip (IF) from the perfect market M to the imperfect market $[M] = [X]y$ as indicated by the brown arrow.

ii) The types of markets linked to each paradigm evolution route available to market M

Based on Figure 1 above, each paradigm evolution route has its end of the line market structure, as indicated below in detail:

1) The perfect market paradigm shift route

Where the perfect market $M = Xy$ shifts perfectly to the higher level perfect market $L = XY$ when the externality cost of “ y ” is internalized fully. Here the externality gap is fully fixed.

2) The imperfect market paradigm management route

Where the perfect market $M = Xy$ shifts imperfectly to the higher level imperfect externality management market $M_M = XM_Y$ as not all the externality cost of “ y ” is accounted for. Here the externality gap is only patched.

3) The perfect paradigm flip to inverse opposite paradigm route

Where the perfect market $M = Xy$ flips perfectly to the inverse opposite paradigm $N = xY$. Here externality gaps and dominant components are fully flipped.

4) The imperfect paradigm flip to inverse opposite paradigm route

Where the perfect market $M = Xy$ flips imperfectly to the inverse opposite paradigm $[N] = x[Y]$. Here externality gaps are fully flipped while dominant components are partially flipped.

5) The imperfect paradigm flip to the opposite paradigm route

Where the perfect market $M = Xy$ flips imperfectly to the opposite paradigm $[M] = [X]y$. Here externality gaps stay the same while dominant components are partially flipped.

iii) Linking market structure with paradigm type

The link between each market structure and its respective market type based on Figure 1 above is summarized in Table 1 below:

Table 1

About all paradigm evolution routes

	Ideal model	type of market
Model under pressure	$M = Xy$	Perfect market
Model after perfect shift	$L = XY$	Perfect market
Model under management	$M_M = XM_Y$	Imperfect market
Model under inverse perfect flip	$N = xY$	Perfect market
Model under inverse imperfect flip	$[N] = x[Y]$	Imperfect market
Model under imperfect flip	$[M] = [X]y$	Imperfect market

We can appreciate from table 1 above that different paradigm evolution routes are associated with specific type of market structures that go one to one with perfect and imperfect paradigm shift and flip dynamics.

b) The general paradigm evolution model routes when original component dominance structure is pursued

When saving paradigm $M = Xy$ from collapse due to the unsustainability created by its binding sustainability gap “y” becomes the goal, then that means that we need to maintain the dominant nature of component X by fully fixing the sustainability gap “y” through a perfect shift (PS) or by simply patching it through an imperfect shift (IS), a situation indicated in Figure 2 below:

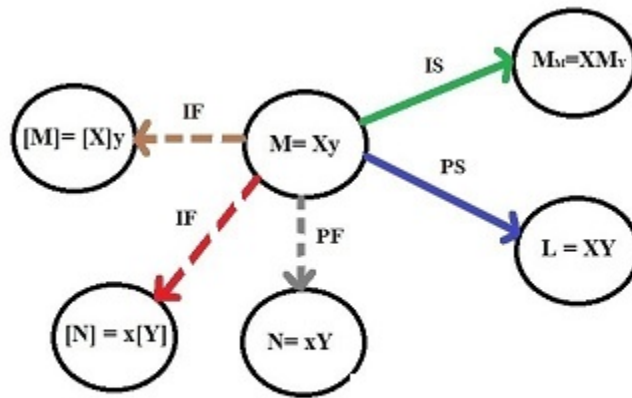


Figure 2 Paradigm M evolution when keeping its component dominance structure intact

We can appreciate based on Figure 2 above that only two evolution routes allow paradigm $M = Xy$ to keep its dominant component X intact after taking action against the binding externality “y”: 1) A perfect paradigm shift to a higher level perfect market when $M = Xy$ perfectly shifts to $L = XY$, where cost externalization stops; and 2) An imperfect shift to a higher level imperfect market when $M = Xy$ imperfectly shifts to $M_M = X M_Y$, where cost externalization still continues. In other words, Figure 2 above summarizes the only two ways possible to save a perfect market from collapse: 1) a perfect shift or full paradigm fix; and 2) an imperfect shift or just a paradigm patch.

The link between each market structure that has component dominance of X intact and its respective market type based on Figure 2 above is indicated in Table 2 below:

Table 2

About the paradigm evolution routes that keep component dominance intact

	Ideal model	type of market
Model under pressure	$M = Xy$	Perfect market
Model after perfect shift	$L = XY$	Perfect market
Model under management	$M_M = XM_Y$	Imperfect market

We can see again from table 2 above that perfect markets can shift perfectly and imperfectly to maintain dominance, depending on the evolution route chosen. Only if the core dominance is maintained intact, in this case component X, the model M is saved from failure.

c) The general paradigm evolution model routes when the original component dominance structure of X is lost

Binding sustainability gap pressures like “y” can lead paradigms like model $M = Xy$ to lose its component X dominance, fully or partially, depending on the type of flip that takes place following paradigm M collapse as shown in Figure 3 below:

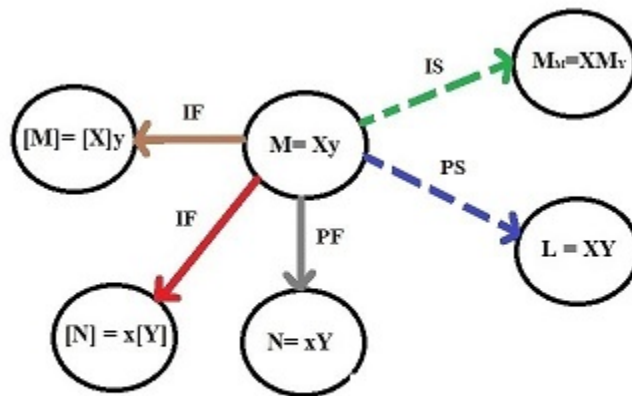


Figure 3 Paradigm M evolving when losing its component dominance structure fully or partially

Figure 3 above highlights that when paradigm M cannot be fixed(it cannot perfectly shift) and it cannot be patched(it cannot imperfectly shift) as indicated by the broken blue and green arrows, it collapses and flips losing its component X dominance fully or partially. Hence, Figure 3 above indicates that when the paradigm $M = Xy$ collapses it can take 3 different evolution routes where the dominance of component X ends, fully or partially: 1) The perfect paradigm flip to inverse opposite route, when model $M = Xy$ flips perfectly to model $N = xY$, a flip from a

perfect market to a perfect market; 2) The imperfect paradigm flip to inverse opposite route, when model $M = Xy$ flips imperfectly to model $[N] = x[Y]$, a flip from a perfect market to an imperfect market; and 3) The imperfect paradigm flip route, where model $M = Xy$ flips imperfectly to model $[M] = [X]y$, a flip from perfect market to imperfect market. In other words, Figure 3 above summarizes the only three ways possible to move away from perfect markets when a perfect market fails, a perfect flip to inverse opposite, an imperfect flip to inverse opposite, and an imperfect flip to the opposite market to the perfect market under pressure.

The link between each market structure that has lost the component dominance of component X fully or partially and the respective market type based on Figure 3 above is summarized in Table 3 below:

Table 3

About the paradigm evolution routes where the original dominance structure is lost

	Ideal model	type of market
Model under pressure	$M = Xy$	Perfect market
Model under inverse perfect flip	$N = xY$	Perfect market
Model under inverse imperfect flip	$[N] = x[Y]$	Imperfect market
Model under imperfect flip	$[M] = [X]y$	Imperfect market

We can see again from table 3 above that perfect markets can flip to perfect markets and to imperfect markets when original component dominance is lost, depending on the evolution route taken.

d) The need to link the general paradigm evolution model routes under binding externality gap pressures to the pure capitalism model evolution routes when capitalism is under binding social sustainability gap pressures.

If we were able to make the link mentioned above, it would help us to see the evolutions paths that are relevant when pure or perfect capitalism under binding social externality gap pressures evolves maintaining its original component dominance structure intact; and when pure or perfect capitalism under binding social externality gap pressures evolves losing its original

component dominance structure, fully or partially. In other words, establishing this link would help us in two ways: a) to see clearly the paradigm evolution routes available to save pure or capitalism model from paradigm failure due to binding social externality gap pressures; and b) to see the paradigm evolution routes possible when pure capitalism fails and the world moves away from pure or perfect capitalism. It has been indicated that pure capitalism a la Adam Smith(Smith 1776) can be saved from collapse by making it fully socially friendly(Muñoz 2016a) or by making it fully environmentally friendly(Muñoz 2016b) or by making fully socially and environmentally friendly(Muñoz 2016c) or by patching it through externality management tools, be it social patches only or both social and environmental patches at the same time or only environmental patches such as the case of environmental externality management markets shows(Muñoz 2017). The initial call to save capitalism was made by the Brundtland Commission in 1987 in “Our Common Future” when calling for action away from capitalism as usual(WCED 1987). This paper deals the following general question and specific case: How to link the general paradigm evolution model to the pure capitalism model when capitalism is under binding social sustainability gap pressures? The case of social fixes and of social patches to save capitalism through social friendliness.

Goals of this paper

a) To link the traditional pure capitalism market model when it is under binding social sustainability gap pressure to the general paradigm evolution model both analytically and graphically; and b) To use these ideas to point out the only two possible paradigm evolution routes that the traditional capitalism markets under social sustainability gap pressures has available to evolve while still keeping fully its core component dominance structure.

Methodology

First, the terminology used in this paper is shared. Second, operational concepts, types of market structures and model evolution rules are listed. Third, the traditional capitalism market under social externality sustainability gap pressures is linked to the general evolution model analytically. Fourth, the traditional capitalism market under social externality sustainability gap pressures is linked to the general evolution model graphically. Fifth, the paradigm evolution routes that allow the traditional capitalism market model under social sustainability gap pressures to keep its dominant structure are highlighted graphically. Sixth, the paradigm evolution routes that allow the traditional capitalism market model under social sustainability gap pressures to keep its dominant structure are highlighted analytically. And finally seventh, some food for thoughts and relevant conclusions are provided.

Terminology

M1 = Perfect market M1	[M1] = Imperfect market M
[M1] = Authoritarian market M1	M _{M1} = M1 under externality management
PS = Perfect shift	IS = Imperfect shift
PF = Perfect paradigm flip	IF = Imperfect paradigm flip
M = Perfect lower level market M	N = Perfect lower level market N
L = Perfect higher level market L	[] = Authoritarianism
[M] = Market M under authoritarianism	[N] = Market N under authoritarianism
TM = The perfect traditional market	[TM] = Market under dictatorship
RM = The perfect red market	TM _M = Market under externality management
DS = The perfect social market	[DS] = Social market under dictatorship

Operational concepts, types of market structures and model evolution rules

a) Operational concepts

- 1) **Perfect market**, *a market where there is dominant component equality and freedom*
- 2) **Imperfect market**, *a market where there is component equality, but not freedom*
- 3) **Perfect paradigm shift**, *a shift from a perfect market to a higher level perfect market*
- 4) **Paradigm management**, *the handling of cost externalization through externality management*
- 5) **Paradigm flip**, *a flip to the inverse opposite paradigm*
- 6) **Perfect paradigm flip**, *a flip to the perfect inverse opposite paradigm*
- 7) **Imperfect paradigm flip**, *a flip to the imperfect inverse opposite paradigm*
- 8) **Authoritarian market**, *an imperfect market*

9) Sustainability market, *the perfect market where there is full co-component equality and freedom*

10) Externality management market, *the market where there is partial co-component equality, but no freedom.*

11) Imperfect paradigm shift, *a shift from a perfect market to a higher level imperfect market*

b) Type of market structures

Given the dummy market models $M_1 = Xy$ and $M_2 = xY$, the following can be said about different market structures:

1) Perfect markets

There is dominant component equality and freedom

$M_1 = Xy = A$ dominant component X perfect market

$M_2 = xY = A$ dominant component Y perfect market

2) Imperfect markets

There is dominant component equality, but no freedom, they are dictatorship based markets

$[M_1] = [X]y = A$ dominant component X imperfect market

$[M_2] = x[Y] = A$ dominant component Y imperfect market

3) Externality management market

They are ongoing government intervention based markets

$M_{M1} = XY_M = A$ dominant component X externality Y management market

$M_{M2} = X_MY = A$ dominant component Y externality X management market

4) The sustainability market

The perfect market where there is full co-component equality and freedom

$S = M_1.M_2 = (Xy)(xY) = XY$

Details about paradigm merging rules and paradigm shift rules can be found in the publication about paradigm evolution and sustainability thinking (Muñoz 2019).

c) Model evolution rules

i) Perfect paradigm shift

The externality gap affecting the market, y or x, is fully closed and internalized

PS

$$M_1 = Xy \text{-----} \rightarrow M_3 = XY$$

PS

$$M_2 = xY \text{-----} \rightarrow M_3 = XY$$

ii) Imperfect paradigm shift or imperfect dominated component flip

The externality gap affecting the market, y or x, is patched and managed as an externality problem

IS

$$M_1 = Xy \text{-----} \rightarrow M_4 = XM_Y$$

IS

$$M_2 = xY \text{-----} \rightarrow M_5 = M_XY$$

iii) Perfect paradigm flip

Paradigms flip to the perfect inverse opposite model

PF

$$M_1 = Xy \text{-----} \rightarrow M_2 = Xy$$

PF

$$M_2 = xY \text{-----} \rightarrow M_1 = Xy$$

iv) Imperfect paradigm flip

Paradigms flip to the imperfect inverse opposite model

IF

$$M_1 = Xy \text{-----} \rightarrow M_6 = x[Y]$$

IF

$$M_2 = xY \text{-----} \rightarrow M_7 = [X]y$$

Linking the pure capitalism market TM under social sustainability gap pressures(a) to the general market paradigm evolution model M

i) The structure of pure capitalism(TM) under social sustainability gap pressures

Pure capitalism or traditional market based capitalism(TM) in a world of two components, economy and society, is the system where only the economy(B) matters as the society(a) exists only to meet economic ends; and hence the model TM can be stated as follows:

1) TM = Ba

Expression 1 above simply says that in the traditional market(TM) only the economy(B) is a dominant component, the society(a) is a passive component. And the dominant component enjoys here both component equality and freedom as this is a perfect market.

ii) Expressing the evolution routes associated with pure capitalism under social externality sustainability gap pressures with the ideal model M structure

If we make the traditional market or pure capitalism TM = Ba the component at the centre of the general paradigm evolution model in Figure 1 in the introduction so that M = TM, then the paradigm evolution routes that the perfect traditional market TM can follow in response to binding social sustainability gap pressures “a” can be matched one to one to the information in Table 1 in the introduction about the general evolution model routes to generate Table 4 as indicated below:

Table 4

About all paradigm evolution routes and the pure capitalism market

	Ideal model	type of market	Traditional market
Model under pressure	M = Xy	Perfect market	TM = Ba
Model after perfect shift	L = XY	Perfect market	RM = BA
Model under management	M_M = XM_Y	Imperfect market	TM_M= BM_A

Model under inverse perfect flip	$N = xY$	Perfect market	$DS = bA$
Model under inverse imperfect flip	$[N] = x[Y]$	Imperfect market	$[DS] = b[A]$
Model under imperfect flip	$[M] = [X]y$	Imperfect market	$[TM] = [B]a$

Hence, we can see in Table 4 above that specific types of markets are linked to specific market structures for each possible traditional market TM evolution routes when under binding social externality gaps in a similar fashion as the general model M is: We can see that the traditional market TM is a perfect market, the red market RM is a perfect market, the traditional market under social externality management TM_M is an imperfect market, the deep social market DS is a perfect market, the authoritarianism based social market [DS] is an imperfect market, and the authoritarianism based traditional market [TM] is an imperfect market too. Notice that here since $M = Xy$ and $TM = Ba$, then $M = TM$ means that $X = B$ and $y = a$.

iii) Expressing all paradigm evolutions routes affecting pure capitalism under social externality sustainability gap pressures graphically

All the paradigm evolution routes the perfect traditional market TM can follow in response to binding social sustainability gap pressures found in the last column in Table 4 above can be indicated graphically in a way that matches the structure of Figure 1 in the introduction as follows:

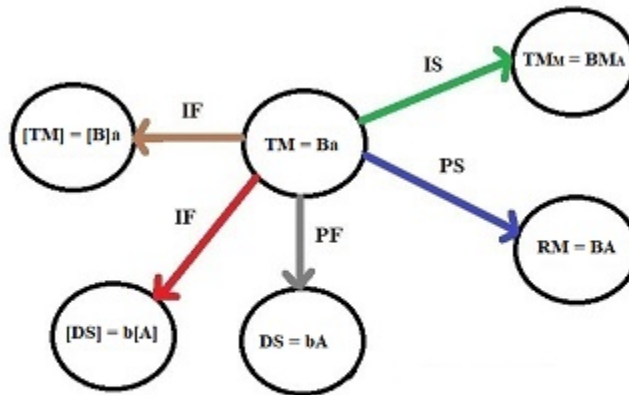


Figure 4 The pure capitalism market(TM) under binding social sustainability gap pressures(a)

We can appreciate based on Figure 4 above that under binding social sustainability gap pressures the traditional market $TM = Ba$ can follow 5 different evolution routes: i) The red market route(RM) where both the economy(B) and the society(C) are in dominant form as indicated by the blue arrow; ii) The social externality management route(TM_M) where only the economy(B) is in dominant form as indicated by the green arrow; iii) The perfect social market

route(DS) where only the society(A) is in dominant form as indicated by the gray arrow; iv) The authoritarian based social market([DS]) where there is social component equality, but not freedom as indicated by the red arrow; and v) The authoritarianism based traditional market([TM]), where there is economic component equality but no freedom as indicated by the brown arrow.

The evolution routes of pure capitalism that can save it from paradigm collapse

If we assume that pure capitalism is about to fall if the binding social sustainability gap remains unchecked, then there is an incentive to do something to save the dominance of pure capitalism thinking. And this means that capitalism stakeholders will support paradigm evolutions choices that keep the economy(B) as the dominant component. In other words, under the threat of paradigm death capitalism stakeholders would support social action in a way that preserves the dominance of the economy(B), a situation highlighted in Figure 5 below:

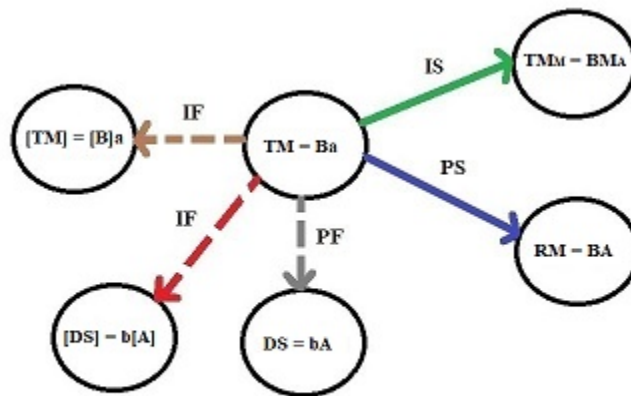


Figure 5 The pure capitalism market(TM) evolution when keeping its component dominance structure intact

Figure 5 above shows that the only way to save economy dominance(B) in the traditional market TM is to either lead it to a perfect shift to red markets RM = BA as indicated by the blue arrow or to lead it to an imperfect shift to social externality management based traditional markets $TM_M = BM_A$ as indicated by the green arrow. You can see that the other evolution routes in Figure 5 above lead to a loss of economy dominance(B) either fully or partially as indicated by the broken arrows. Hence, going red markets and going social externality based markets are the only two ways to save the capitalism system from collapse while being fully or partially socially friendly.

The dominance of the economy(B) after social externality action is taken to save capitalism can be seen in the market structure of the relevant markets as shown in Table 5 below:

Table 5

About all paradigm evolution routes and the pure capitalism market keeping model dominance structure intact

	Ideal model	type of market	Capitalism market
Model under pressure	$M = Xy$	Perfect market	$TM = Ba$
Model after perfect shift	$L = XY$	Perfect market	$RM = BA$
Model under management	$M_M = XM_Y$	Imperfect market	$TM_M = BM_A$

Notice that if there are no red market paradigm shift knowledge gaps when the perfect paradigm shift from traditional markets(TM) to red markets(RM) needs to take place in response to the social sustainability gap problem, then a shift to the red economy, red markets, and red growth will take place as this action is based on a full fix thinking. Notice that if there are red market paradigm shift knowledge gaps or if there are not red market paradigm shift knowledge gaps, but capitalist stakeholders still choose just to patch the social externality problem affecting the market then they will implement social externality management based traditional markets. Sometimes, whether there are paradigm shift knowledge gaps or not decision makers appear to prefer patching an externality problem better than fixing it once and for all. For example, we were supposed to shift from traditional markets to green markets from 2012 and on as it was indicated at the United Nations Conference on Sustainable Development(UNCSD 2012a; UNCSD 2012b), but there were not green markets in the 2015 Paris Agreement either(UNFCCC 2015), and no one green market exists yet today 2021 as the world has gone the environmental externality management way(Muñoz 2017), and hence, the world is following the imperfect environmentally friendly market way. Moreover, the Brundtland Commission(WCED 1987) called for both social and environmental issues to be addressed, yet the environmental externality issue became the only relevant sustainability issue from 2012(Muñoz 2016d).

Implications:

- 1) If we link the evolution routes of the general paradigm evolutions model $M = Xy$ with the evolution routes available to the traditional market $TM = Ba$ under binding social sustainability gap pressures one to one we get equivalent perfect and imperfect market structures;
- 2) If saving capitalism from the possibility of market failure under business as usual is the goal, then saving the dominance of the economy(B) while addressing the social sustainability problem is a must;
- 3) there are only two socially friendly possibilities that allow for the keeping of the

economy a dominant component, one is to go the red market route for a full paradigm fix; and the other is to go the social externality management market route for a simple paradigm patch; and 4) No one red market exist today as since 2012 capitalist stakeholders have been trying to save the capitalism model through using environmental externality management tools only, leaving the social externality issue outside their concern.

Food for thoughts

1) Can socially unfriendly traditional markets be seen in theory as a perfect flip back from perfect social markets? I think yes, what do you think?; 2) If authoritarian based social markets existed and they failed, would they prefer if they had a choice to flip to the perfect inverse opposite market or flip to the imperfect inverse opposite one? I think they would prefer to flip to the imperfect inverse opposite market, what do you think?; 3) Are externality management based markets non-free markets? I think Yes, what do you think?; 4) Is non-democratic capitalism consistent with perfect market thinking? I think No, what do you think?; and 5) Is democratic capitalism consistent with non-free market thinking? I think No, what do you think?

Conclusions

First, it was shown that the general paradigm evolution model can be used to frame the pure capitalism model when under biding social sustainability gap pressures to highlight all possible paradigm evolution routes available. Second, it was pointed out that by doing this we could see the specific options that allow pure capitalism to be saved while keeping its dominant economy structure intact. And third, it was highlighted that these specific paradigm evolution options are i) a perfect paradigm shift to red markets if there are not red market paradigm shift knowledge gaps present; and ii) an imperfect paradigm shift to social externality management based markets if there are red market paradigm shift knowledge gaps present or simply there is unwillingness on the part of capitalist stakeholders to implement a full social fix.

References

Muñoz, Lucio, 2016a. [Beyond Both Red Socialism Thinking and Traditional Market Thinking: What Is the Structure of the Perfect Red Market.](#) In: *International Journal of Advanced Engineering and Management Research(IJAEMR)*, Vol.1, Issue 5, Pp 546--568, India.

Muñoz, Lucio, 2016b. [Beyond Traditional Market Thinking: What is the Structure of the Perfect Green market?](#), In: *International Journal of Science Social Studies Humanities and Management (IJSSSHM)*, Vol. 2, No. 5., May, Ed. Dr. Maya Pant, India.

Muñoz, Lucio, 2016c. [Beyond Green Market Thinking: What would be the Structure of the Perfect Sustainability Market?](#), In: *International Journal of Science Social Studies Humanities and Management (IJSSSHM)*, Vol. 2, No. 5, May, Ed. Dr. Maya Pant, India.

Muñoz, Lucio, 2016d. [Understanding the Death and Paradigm Shift of Adam Smith's model: Was Going Green the Only Option? If not, Is This Option the Most Sustainable One?](#), *Weber Economics & Finance (ISSN:2449-1662)*, Vol. 2 (3) 2016, Article ID wef_169, 540-546.

Muñoz, Lucio, 2017. [If Going From Free Markets to Non-Free Markets is the Way to Go: Does This Means the End of Rational Decision Making Thinking or Is This Just a Temporary Block of a Perfect Paradigm Shift to Green Markets?](#), In: *International Journal of Scientific Research(IJSR)*, Vol. II, Issue 1, Pp. 20-37., India.

Muñoz Lucio, 2019. [Paradigm Evolution and Sustainability Thinking: Using a Sustainability Inversegram to State Paradigm Death and Shift Expectations Under Win-Win and No Win-Win Situations.](#) In: *Current Perspective to Economics and Management*, Vol. 1, Chapter 2, June 12, Book Publisher International, London, UK.

Muñoz, Lucio, 2021. [Sustainability thoughts 135: How can a general paradigm evolution model aimed at capturing all possible market evolution routes in response to biding sustainability gap pressures be stated step by step?](#), In: *CEBEM-REDESMA Boletín*, Año 15, N° 6, June, La Paz, Bolivia.

Smith, Adam, 1776. *The Wealth of Nations*, W. Strahan and T. Cadell, London, UK.

United Nations Conference on Sustainable Development(UNCSD), 2012a. [Rio+20 Concludes with Big Package of Commitments for Action and Agreement by World Leaders on Path for a Sustainable Future](#), Press Release, June 20-22, New York, NY, USA.

United Nations Conference on Sustainable Development(UNCSD), 2012b. [The Future We Want, June 20-22](#), New York, NY, USA.

United Nations Framework Convention on Climate Change(UNFCCC), 2015. Adoption of the Paris Agreements, December 12, Paris, France.

World Commission on Environment and Development(WCED), 1987. *Our Common Future*, Oxford University Press, London, UK.